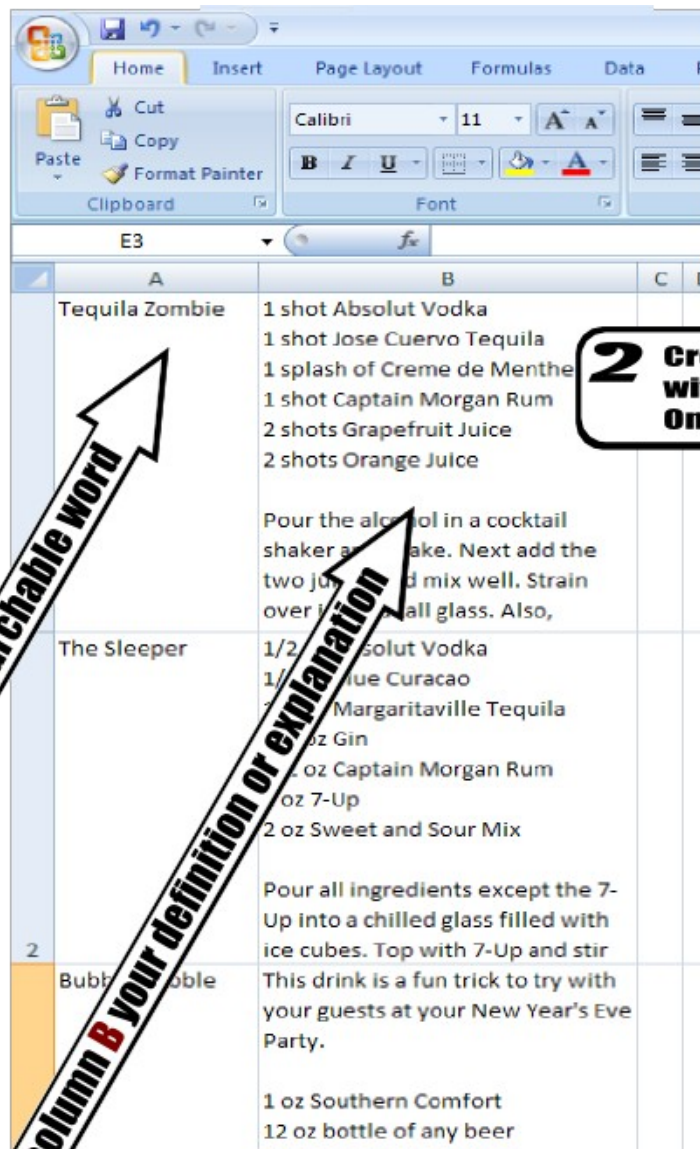


Creating a LexFile input file

Follow the following 3 steps to create a LexFile input file (xls):

1 Choose your favorite Spreadsheet application

OpenOffice (bonus points if you do!)
Microsoft Excel
Apple Numbers
Gnumeric
KSpread
or whatever you like...



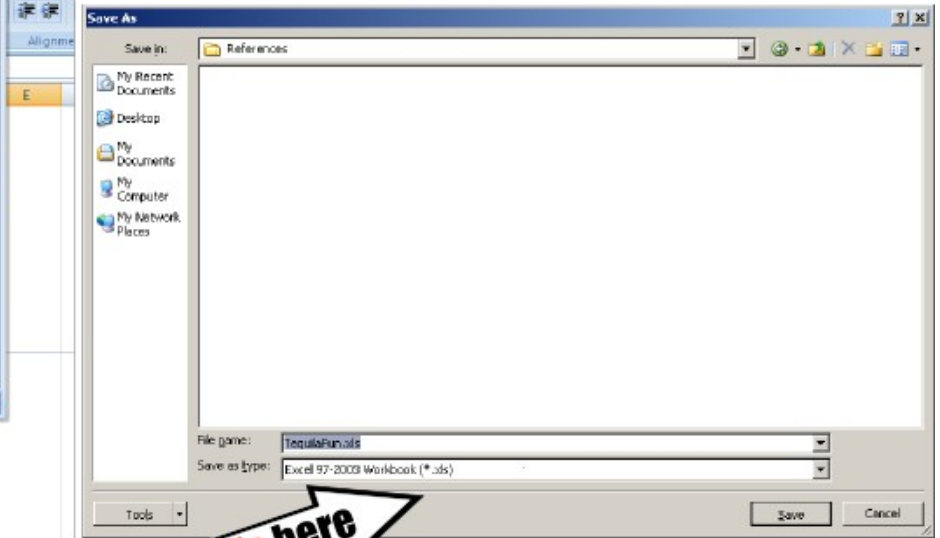
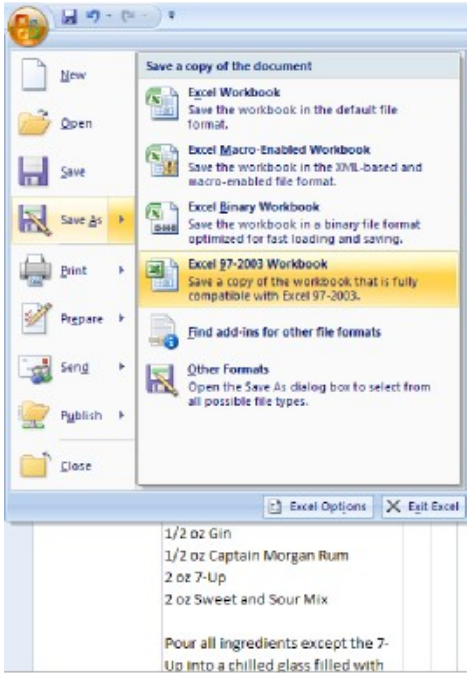
A	B
Tequila Zombie	1 shot Absolut Vodka 1 shot Jose Cuervo Tequila 1 splash of Creme de Menthe 1 shot Captain Morgan Rum 2 shots Grapefruit Juice 2 shots Orange Juice Pour the alcohol in a cocktail shaker and shake. Next add the two juices and mix well. Strain over a tall glass. Also,
The Sleeper	1/2 shot Absolut Vodka 1/2 shot Blue Curacao 1 shot Margaritaville Tequila 1/2 oz Gin 1/2 oz Captain Morgan Rum 1/2 oz 7-Up 2 oz Sweet and Sour Mix Pour all ingredients except the 7-Up into a chilled glass filled with ice cubes. Top with 7-Up and stir
Bubble	This drink is a fun trick to try with your guests at your New Year's Eve Party. 1 oz Southern Comfort 12 oz bottle of any beer

2 Create a spreadsheet with your content. One entry per row.

Write in column A your main searchable word

Write in column B your definition or explanation

3 Save as .xls (NOT xlsx)



Make sure it says .xls here